

Contents

Welcome	4
Program Overview	5
Key Elements of the Program	15
Additional Support Information	17
Chapter 1 We Are Part of the Church	18
1 Corinthians 12:12–27	
Chapter 2 Jesus Cares for Us	23
John 6:1–15	
Chapter 3 We Ask for Forgiveness	28
Matthew 5:1–12	
Chapter 4 We Give Thanks to God	33
Colossians 3:12–17	
Chapter 5 We Learn from the Bible	38
Mark 4:1–20	
Chapter 6 We Are United in Faith	43
John 17:9–23	
Chapter 7 We Celebrate the Gift of the Eucharist	48
Mark 14:12–26	
Chapter 8 We Pray as Jesus Taught Us	53
Matthew 6:5–13	
Chapter 9 Jesus Is Present with Us Now	57
Luke 24:13–35	
Chapter 10 We Are Sent Forth to Share Love	62
John 13:1–17	
The Order of the Mass	66
Eucharist Key Words	71
Acknowledgments	72

Welcome

Welcome to *Go Seek Find: Discover God's Treasures!*

We at Saint Mary's Press are excited to partner with you in the important ministry of preparing children for the celebration of the Sacrament of the Eucharist.

Through this new and unique program, children are led on an adventure of discovery as they explore the rich and beautiful significance of this sacrament in their lives. *Go Seek Find* will engage and inspire children, creating a spirit of excitement and joy around their journey toward encountering Jesus through the treasure that is the Sacrament of the Eucharist.

This program was developed with the real needs of children at its center. The core text of this program is the Saint Mary's Press® *Catholic Children's Bible*. By using a Bible designed specifically for them and engaging with the Featured Stories within it, children will explore the Sacrament of the Eucharist through the biblical lens of Jesus' life and works and learn more about their faith in language they can understand. They will also experience interactive core activities that bring the chapter lessons to life in a fun and memorable way. And they will learn important information about the Sacrament of the Eucharist and reinforce this new knowledge through a variety of activities and family learning opportunities offered in the activity booklets that accompany each lesson.

Together, you and the children will *Go Seek Find* the incredible treasure that is the Sacrament of the Eucharist. May an ever-expanding awareness of Christ's presence in our lives be the source of faith, hope, and love for all of us!

With hopes and prayers for every blessing,

The Publishing Team at Saint Mary's Press

**"Ask, and you will receive; seek, and you will find;
knock, and the door will be opened to you."**

(Matthew 7:7)

Program Overview

Program Outline


Chapter Number	Chapter Title	Lesson Goals	Featured Story	Key Words
1	We Are Part of the Church	<ul style="list-style-type: none"> to recognize that we are all an important part of the Church to identify the three Sacraments of Christian Initiation to name the Eucharist as the most important sacrament in the Church 	Every Baptized Person Is a Part of the Church (1 Corinthians 12:12–27)	sacraments, Sacraments of Christian Initiation, Baptism, Confirmation, Eucharist, Mass
2	Jesus Cares for Us	<ul style="list-style-type: none"> to explain that Jesus cares for us and for all people to identify the Eucharist as a way Jesus shows his care for us to name the four parts of the Mass 	Jesus Feeds a Huge Crowd (John 6:1–15)	Introductory Rites, Liturgy of the Word, Liturgy of the Eucharist, Concluding Rites
3	We Ask for Forgiveness	<ul style="list-style-type: none"> to identify three actions that lead to true happiness to explain why we want to be in a state of friendship with God when we receive the Eucharist to articulate that we ask for God's forgiveness at Mass to prepare for the Eucharist 	Jesus Teaches Us How to Be Happy (Matthew 5:1–12)	Penitential Act
4	We Give Thanks to God	<ul style="list-style-type: none"> to recognize the importance of being thankful to identify Sunday as a special day to honor God to understand that we pray, give thanks, and praise God at Mass 	Thank God for All He Has Done for You (Colossians 3:12–17)	hymn, genuflect
5	We Learn from the Bible	<ul style="list-style-type: none"> to identify God's Word as the readings and teachings in the Bible to describe the importance of preparing our hearts for God's Word to recall that we hear God's Word at Mass in the Liturgy of the Word 	Jesus Wants Us to Hear and Accept His Word (Mark 4:1–20)	parable

Chapter Number	Chapter Title	Lesson Goals	Featured Story	Key Words
6	We Are United in Faith	<ul style="list-style-type: none"> • to express that Jesus wants his followers to be united in faith • to identify that praying the Nicene Creed together is a sign of our unity • to recognize the core beliefs expressed in the Nicene Creed 	Jesus Prays That His Followers Will Be United (John 17:9–23)	creed
7	We Celebrate the Gift of the Eucharist	<ul style="list-style-type: none"> • to recognize that Jesus gave the gift of the Eucharist at the Last Supper • to identify that the bread and wine become the Body and Blood of Jesus at Mass • to recall that the Eucharist strengthens us to follow Jesus more closely 	The Last Supper (Mark 14:12–26)	Eucharistic Prayer, consecration
8	We Pray as Jesus Taught Us	<ul style="list-style-type: none"> • to express that the Our Father was taught to the disciples and us by Jesus • to identify the meaning of the different parts of the prayer • to recognize that we pray the Our Father at every Mass to prepare us to receive the Eucharist 	Jesus Teaches Us How to Pray (Matthew 6:5–13)	Kingdom of God
9	Jesus Is Present with Us Now	<ul style="list-style-type: none"> • to explain that the Risen Jesus is with us today in a special way • to recognize what occurs during the Communion Rite • to identify the proper way to receive Holy Communion 	Two Disciples Meet the Risen Jesus (Luke 24:13–35)	Holy Communion
10	We Are Sent Forth to Share Love	<ul style="list-style-type: none"> • to describe how Jesus showed us that we should serve others • to recognize some big and small ways we can serve others • to identify the Concluding Rites as the part of the Mass where we are sent forth to share God's love with others 	Jesus Washes the Disciples' Feet (John 13:1–17)	Dismissal

Program Components

Activity Booklets

The Catholic Children's Bible



Eucharist Chapter 1



We Are Part of the Church



Prayer

Thank you, God, for this time together to prepare for the Sacrament of the Eucharist. We ask you to be with us and help us as we learn about the Church. Help us to become a follower of Jesus.

Eucharist Student Booklet



God's Treasure of the Eucharist



Prayer

Thank you, God, for this time together to prepare for the Sacrament of the Eucharist. I ask you to be with me as I learn about the Church. Help me to become a better follower of Jesus and spread his love to others. I ask all this in your name. Amen.

Eucharist



The Order of the Mass and Key Words



Prayer

Dear Lord, guide us as we learn more about your love for us. Be with us as we prepare to receive the Sacrament of the Eucharist. Amen.

Stickers



Eucharist Stickers

Student Booklet

The Order of the Mass and Key Words Booklet

Treasure Map



Eucharist



Discover God's Treasures

- 1 We Are Part of the Church
- 2 Jesus Cares for Us
- 3 We Ask for Forgiveness
- 4 We Give Thanks to God
- 5 We Learn from the Bible
- 6 We Are United in Faith
- 7 We Celebrate the Gift of the Eucharist
- 8 We Pray as Jesus Taught Us
- 9 Jesus is Present with Us Now
- 10 We Are Sent Forth to Share Love



Eucharist Teaching Guide



Teaching Guide

Understanding the Components

Teaching Guide

Background Focus provides quick, easy-to-read insights about the theme of the chapter.

18


Chapter 1

Chapter 1

Featured Story

Every Baptized Person Is a Part of the Church
(1 Corinthians 12:12-27)

We Are Part of the Church



Lesson Goals shows the key desired outcomes of the chapter.

Lesson Goals

- to recognize that we are all an important part of the Church
- to identify the three Sacraments of Christian Initiation
- to name the Eucharist as the most important sacrament in the Church

Lesson at a Glance

- 🏠 **Go** (10 minutes)
Opening Prayer
Engage Activity
- 📖 **Seek** (30 minutes)
Featured Story
Core Learning Activity
- ✂️ **Find** (20 minutes)
God's Treasure of the Eucharist
Lesson Wrap-Up
Closing Prayer

Materials Needed

- *The Catholic Children's Bible* and chapter 1 activity booklet
- different-colored 12-inch balloons, with two different body parts written on each one with marker
- materials for any of the optional activities you choose

Music Suggestions

- "We Are the Body of Christ," by Rob Baker (Tate Music Group)
- "We Are One Body," by Monica's Joy Choir, Ed Archer conducting (GIA)

A list of **Materials Needed** helps you adequately prepare for the lesson.

Background Focus

It is human to want to belong. We constantly look for reassurance among our family, friends, and interest groups (clubs, sports teams, and associations) that we are accepted, that we share a common goal with others, and that we are important contributors to something bigger than ourselves. This need to feel welcomed and part of something meaningful is felt at all ages.

Through our Baptism, we become an important part of a truly amazing community—the Church. We may find ourselves sometimes wondering what we have to contribute to the Church or if our presence really matters. But the Church relies on the fact that each and every individual member is an absolutely essential part of the ongoing mission and ministry of Jesus. We are all called to embrace an active and engaged role in spreading the Good News through word and deed. Simply put, the Church needs our unique gifts.

This chapter provides an opportunity to reflect on what it means to be a baptized member of such an important mission. As you lead the children in this reflection, allow yourself to consider what being part of the Catholic Church means to you and how you respond to the Church's call that says: "You are an important member of this community. You belong here."

The **Go** part of the lesson begins with an opening prayer that is found in the activity booklets.

🏠 Go (10 minutes)

Opening Prayer

- Invite the children to turn to page 1 of their chapter 1 activity booklets.
- Begin prayer by leading the children in the Sign of the Cross, then saying, "Let us remember we are in the holy presence of God." Allow about 10 seconds of silence.
- Read the prayer on page 1 of the activity booklet to the group. Invite all of the children to say "Amen," and then close with another Sign of the Cross. Have the children put their activity booklets away for now.

Two **Music Suggestions** are offered for possible incorporation into the lesson.

After the opening prayer, an **Engage Activity** will spark interest and create excitement in the children.

Engage Activity

- Invite the children to brainstorm a list of groups that they might belong to, and record their answers on the board. Give some examples if they need help. (Answers might include sports teams, family, friends, school, class, church, etc.)
- Ask the children to think about what it means to be part of a group:
 - What are some of the rules of being part of this group?
 - What does it mean to be a good group member?
- Take some time to go through their brainstormed list on the board and ask the different questions of each type of group. If they have church on the board, leave that until later.
- Tell the children that today they are going to learn about what it means to be a part of a very important group that follows Jesus. Ask them if they know what this group is called (*the Catholic Church*). If this has been listed on the board, put a circle around the phrase.

Seek (30 minutes)

Featured Story

- Invite the children to find 1 Corinthians 12:12–27 in *The Catholic Children's Bible* (page 1807).
- Direct them to turn the page and place an "I found it!" sticker next to the Featured Story (page 1808).
- Tell them that the text between the leaves on page 1808 is a shortened version of the Scripture story on the previous page.
- Ask the children to look at the artwork on pages 1808–1809. Invite them to describe what they see in the artwork, and ask them to predict what the story might be about.
- Invite a volunteer to read the title on page 1808, and ask the children to share what it means to be baptized. If they have ever been to a Baptism, ask them to share what they remember about what happened. Then ask them if they remember their own Baptism.

The **Seek** part of the lesson invites the children to interact directly with the Bible and learn key sacrament-related themes through important Bible stories.

- Read the Featured Story to the children. Then ask the children several questions to check for comprehension, such as:
 - Is the body made up of one part or many parts? (*many*)
 - What are some of the different parts of the body mentioned in the Scripture verses? (*feet, hands, ears, eyes*)
 - What does the story say about us? (*We are*

- Have the children read the Eucharist Teaching Guide booklet and Bibles open.

up of only one part, it is, however, the body just as we are Christ's body.

Understand

- Read *Understand* to the children, or invite them to read it themselves.
- Invite the children to read the story, asking them to read to each other.

- Review some of the key points for us.

- The Bible tells us that the Church is the Body of Christ.
- Each person has a unique gift to offer to the Church.
- God has a plan for each of us.

- Explain to the children that the Church is the Body of Christ.

- When we are baptized, we become part of the Church.
- Sometimes we are baptized as another name.
- The Church is made up of many different people.

Live It!

- Invite a volunteer to read *Live It!* on page 1809 or read it aloud to the group.
- Ask the children if they understood the puzzle, and invite a volunteer to share what the puzzle means.
- Point out the significance and importance of each person in the Church and what a gift the Church is in that we can join with other people who are trying to use their gifts to follow Jesus. Encourage the children to pray to God to help them be the best members of the Church possible and to use their gifts to help the Church.

Tell It!

- Ask the children to look at the images in the *Tell It!* cartoon on page 1809.
- Invite the children to find a partner and use the images to retell the Bible reading the best that they can.
- Encourage several volunteers to stand and summarize the Bible reading for the group, using the images in *Tell It!*
- Have the children use some of the smaller stickers to mark parts of the Featured Story (pages 1808–1809) that capture their interest. Remind them to save enough stickers to use on the remaining chapters.

Core Learning Activity

Parts of One Body Relay

Note: Balloons are used in this activity. If any of the children have an allergy to latex, you should choose a different activity.

- Blow up several balloons and write two different parts of the body on each, such as *Elbow/Shoulder or Head/Nose or Side/Back or Eye/Ear* (or do this in advance).
- Choose two children and explain to them that they have to get from one part of the room to another by touching the balloon only with one of the body parts written on the balloon. For example, if *Head/Nose* was written on the balloon, one child may touch the balloon with only his or her head and the other child may touch the balloon with only his or her nose. Together they must move themselves and the balloon to the other side of the room.

The **Find** part of the lesson relays key information about the sacrament the children are preparing for.

- Give the pair a start signal, and time how long it takes them to get to the other side of the room. If the pair drops their balloon, they have to go back to the beginning and start again. Encourage the rest of the children to cheer on the pairs.
- Continue the activity with another pair of children and with different parts of the body written on their balloon. Repeat this process until all of the children who want a chance have been paired and have raced, reusing some of the balloons if necessary. **Note:** If you have space, you can also make this a race between several different teams at the same time.

Process the Activity

- Invite the children to share how the activity they just took part in is like being part of the Church. (Answers might include: *like the parts of the body, we all had to work together; the rest of the group cheering them on is like the support we get from being part of the Church; we work together with our different gifts for the same purpose—continuing the mission of Jesus, etc.*)
- Ask the children how a person becomes a part of the Church. If they need help, remind them of the title of the Bible reading for the day: *Every Baptized Person Is a Part of the Church*.

Additional Activity Options

If the core activity would not work for your group for any reason, you may choose to use any of the Additional Activities on page 22 in its place.

Find (20 minutes)

God's Treasure of the Eucharist

- Explain to the children that Jesus gave the Church seven **sacraments** to bring us closer to him and to help us answer his call to be his followers. Invite them to name as many sacraments as they can, and list all of the sacraments on the board. If the children have witnessed any of the sacraments, encourage them to share briefly.
- Tell the children that there are really three sacraments that begin our life in the Church, and that these three sacraments, together, are called the **Sacraments of Christian Initiation**. Circle, or write, *Baptism, Confirmation, and Eucharist*.

Each lesson is anchored by a **Core Learning Activity**. This activity presents an aspect of the chapter theme in a fun, engaging, and memorable way.

on the board, and write "Sacraments of Christian Initiation" near them. Explain that *initiation* is another word for *beginning*.

- Explain some basic information about the Sacraments of Christian Initiation to the children, using the following as possible points to cover:
 - > The Sacrament of **Baptism** gives us new life and unites us with Jesus.
 - > This is a sacrament you have already received and probably don't remember because you were most likely babies. (Ask if anyone was baptized after infancy and what they recall about the sacrament.)
 - > In the Sacrament of **Confirmation**, a bishop or priest anoints us with holy oil, which is a sign that we are strengthened as Christians.
 - > Confirmation makes our relationship with Jesus and the Church even stronger.
 - > The Sacrament of the **Eucharist** is the Sacrament of Christian Initiation that you are preparing for now, as you have already been baptized. This sacrament prepares us for a lifetime of receiving the Body and Blood of Christ at the **Mass**, which helps us be the best members of the Church and followers of Jesus we can be.
 - > The Sacrament of the Eucharist is the Church's most important sacrament and is why it is important to spend some time preparing and learning about this sacrament.
- Ask the children some of the following questions to check for comprehension:
 - > How many sacraments are there? (*seven*)
 - > What is the first sacrament we celebrate? (*Baptism*)
 - > Which three sacraments are also called the Sacraments of Christian Initiation and help us become a full part of the Church? (*Baptism, Confirmation, Eucharist*)
 - > Which Sacrament of Christian Initiation do we celebrate again and again, all throughout our life? (*Eucharist*)
- Invite the children to turn to the activity on page 3 of their activity booklets and complete it. Give them a few minutes to look at each symbol and then choose the one that suggests the sacrament they are preparing for now. Make sure they put a check mark next to the symbol for First Eucharist.

Lesson Wrap-Up

- Invite the children to think back over all of the different things they did in this lesson, and invite volunteers to share some of the key things they learned.
- Take some time to get input from the group, and write their answers on the board.
- Ensure that the following points are made, write them on the board, and circle them:
 - We are all an important part of the Church.
 - The three Sacraments of Christian Initiation are Baptism, Confirmation, and the Eucharist.
 - The Eucharist is the most important sacrament in the Church.
- Ask the children to place the chapter 1 sticker in the correct circle on their treasure maps.



Closing Prayer

- Begin prayer of the Cross are in the few seconds from page 3.
- Invite the children to make the head as you part of the everything respond, about being Christ.
- End by saying "Amen." C

22 Eucharist Teaching Guide

Chapter 1

Materials Needed

- a large piece of paper or poster board with a full-body outline of Jesus

Materials Needed

- long strips of paper, one for each child, with the phrase, "I can be a good member of the Church by . . ."

Materials Needed

- a computer with Internet access
- a computer projector

Chapter 1

The Lesson Wrap-Up encourages the children to recall what they learned and mark their progress on their interactive treasure map.



Additional Activities

The Gifts We Bring to the Church (15 minutes)

- Invite the children to think of a gift they have that they can use to continue Jesus' mission of love. (Examples include: *be kind, love others, be a good son or daughter, pray for others, help those in need, go to Mass.*) Call on the children, one by one, to stand and name a gift. Then invite them to come up and write their name and gift within the outline of Jesus. Make sure to include your name and a gift as well.
- Show the children all of the different names and gifts just in this room, and invite them to think of the many people throughout the world who are also part of the Church.
- Keep this activity throughout the preparation time for First Eucharist as a reminder to the children that we are all important as members of the Body of Christ, the Church.

Being a Part of the Church (15 minutes)

- Ask the children for examples of how they might finish the sentence, and record several of their responses on the board.
- Encourage the children to think of a way they can be a good member of the Church, and invite them to write it on their slip of paper.
- Ask the children to bring their completed strips of paper to you. Make a circle by joining the ends of a strip of paper together and gluing or stapling them. As other children come forward, make links by joining the circles together. When you are finished, you will have connected links of all of the different ways the children have thought of to be good members of the Church.
- Bring this to the room throughout the time of sacrament preparation so the children can be reminded that, as a Church, we work together to spread Jesus' message of love.

We Are One Body (15 minutes)

- Show the video "The Body of Christ," available on YouTube (3:09).
- Invite volunteers to explain what happened in the video.
- Ask the children to share how they think the video reflects the Scripture reading from First Corinthians.
- Remind the children that we all have different gifts that when shared together can do amazing things, just like our body parts working together help us do things every day.

Additional Activities offers substitute options for the core learning activity. These additional activities also may be used to extend the lesson.

Activity Booklets

Eucharist Chapter 1



We Are Part of the Church



Prayer

Thank you, God, for this time we have together to prepare for the Sacrament of the Eucharist. We ask you to be with us and help us as we learn about the Church and what it means to be a follower of Jesus. We ask all of this in your name. Amen.

1

Each activity booklet begins with a **Prayer** that is used as the opening prayer for that chapter's lesson.

Page 2 (on left) features an activity that relates to content the children are learning about in the Bible.



Use the Bible passage on page 1808 of *The Catholic Children's Bible* (1 Corinthians 12:14-18,27) and the words below to complete the following Scripture verses.

God part one body
Christ's wanted different

"For the _____ itself is not made up of only one _____, but of many parts."

"As it is, however, _____ put every _____ part in the body just as he _____ it to be."

"All of you are _____ body, and each _____ is a part of it."

What sacrament are you preparing for now?
Put a check mark next to that sacrament.



The Sacrament of Baptism

The Sacrament of Confirmation



The Sacrament of the Eucharist



Page 3 (on right) features an activity that relates to the sacrament content the children are learning about in the chapter.

The **Family Page** provides parents with helpful information about the chapter and key ideas to bring the lesson to life at home.

Family Page



Background Focus

It is human to want to belong. We look for reassurance among our family, friends, and interest groups (clubs, sports teams, and associations) that we are accepted, that we share a common goal with others, and that we are important contributors to something bigger than ourselves. This need to feel welcomed and part of something meaningful is felt at all ages.

We may find ourselves wondering sometimes what we really have to contribute to the Church or if our presence really matters. But the Church relies on the fact that each and every individual member is an essential part of the ongoing mission and ministry of Jesus. We are all called to embrace an active and engaged role in spreading the Good News through both word and deed. Simply put, the Church needs our unique gifts.

This chapter provides an opportunity for your child to reflect on what it means to be a baptized member of such an important mission. Allow yourself time to consider what being part of the Catholic Church means to you and how you respond to the Church's call that says: "You are an important member of this community. You belong here."

(The scriptural quotations in this activity booklet are from the Good News Translation® [Today's English Version, Second Edition]. Copyright © 1992 by the American Bible Society. All rights reserved. Bible text from the Good News Translation [GNT] is not to be reproduced in copies or otherwise by any means except as permitted in writing by the American Bible Society, 1865 Broadway, New York, NY 10023 [www.americanbible.org].)



Family Strategies

Try to carve out key technology-free times that you can spend with your child. Taking time to be fully present to your child helps build his or her self-confidence and sense of security, and it strengthens your family as well as your child's notion of what it means to be a full and active participant in a larger community.



Family Activities

- Find any objects, photos, or videos you have from your child's Baptism. Use these things to tell your child about that day, what you were feeling, and why it was important to you for her or him to be baptized.
- Create some questions that you and your child can ask other people (other family members or people you know from Church) about what it means to them to be a baptized Catholic. Videotape their responses or record them in a notebook.
- Read together the Featured Story on page 1808 in *The Catholic Children's Bible* (1 Corinthians 12:14–18,27). Invite your child to tell you what he or she remembers about the meaning of this Scripture.

Pray It!

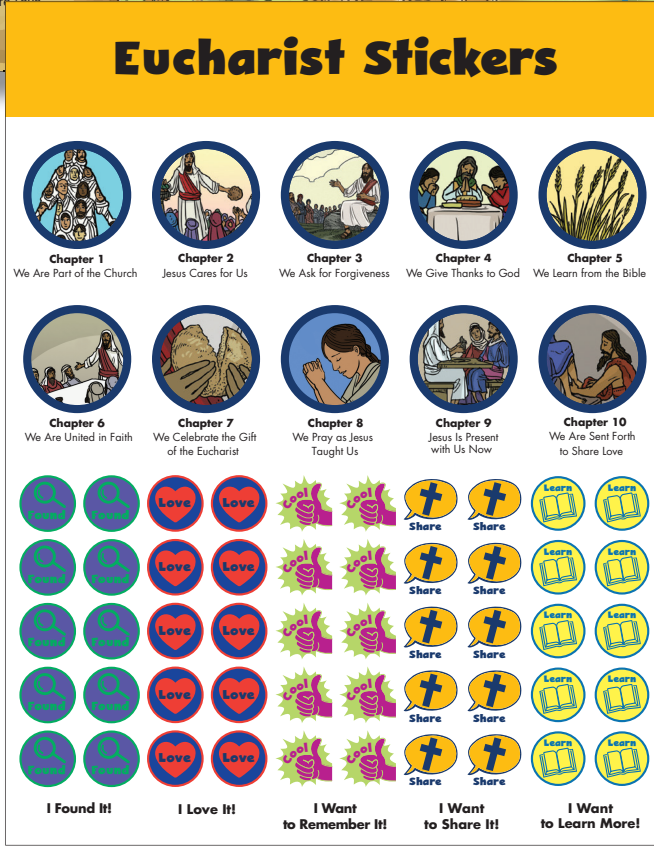
Pray this prayer together as a family, beginning and ending with the Sign of the Cross.

Jesus, we know that we are called to bring our gifts together for the good of the Church. Help us to grow so that we may spread your message of peace and love. Amen.



Treasure Map and Stickers

A **Treasure Map** helps the children track their progress through the chapters in a fun and engaging way that also reinforces what they learned.



Stickers are also provided to encourage the children to engage with their Bible and mark verses and other content that are meaningful to them.

Stickers are provided that contain key images from the different chapters. The children will use these stickers to track their progress on the treasure map.

Key Elements of the Program

Teaching Guide

The teaching guide divides each chapter into three main parts: “Go,” “Seek,” and “Find.” The “Go” section begins with an opening prayer and continues with a short activity to engage the children in the topic of the day. The “Seek” section involves exploring Scripture related to the sacrament of focus and a core learning activity centered on the chapter theme. The “Find” section provides the children with a deeper look into the meaning of the sacrament and concludes the lesson with a summary and a closing prayer.

Activity Booklets

A fun and colorful activity booklet is provided for each chapter. Although intended for use as supportive group-learning activities, these booklets also may be completed at home with the family. They include the opening prayer used for each lesson, two activity pages that support the learning of the chapter, and a family page that offers families background on the chapter topic, strategies to integrate the values of Christian life into family life, and suggested activities related to the lesson to be done at home.

God’s Treasure of the Eucharist Booklet

This booklet contains a child-friendly presentation of the Church’s teaching on the Sacrament of the Eucharist. Each chapter in this booklet connects to a chapter in the Teaching Guide and reinforces the core content presented in the lessons.

This booklet can also be used as:

- leader background, to help leaders present the content in child-friendly language
- a make-up resource for children who miss lessons
- family reading, so parents or guardians can read and discuss each chapter with their child
- a refresher for the children, reviewing key teachings about the Eucharist just before receiving the First Communion

The Order of the Mass and Key Words Booklet

The Sacrament of the Eucharist resources include an additional booklet that contains all of the key words used in the program, the Order of the Mass, and the prayers used during the Mass.

Treasure Map

The Sacrament of the Eucharist has its own treasure map. This unique and colorful resource is designed to build excitement as the children journey through the various chapters on the way to their first celebration of the sacrament. Using stickers with key images from the Bible stories to be read in each chapter, the children track their progress on a fun, engaging treasure map as they recall the key themes and lessons offered throughout the program.

Stickers

A sticker sheet is included in the resources for the Sacrament of the Eucharist. In addition to the stickers that allow the children to track their progress on the treasure maps, there are stickers that allow the children to mark Featured Stories or key verses in the Bible that have special significance to them. This immerses children in the Bible and helps them retain key lessons and messages throughout.

Music Suggestions

Music can add another wonderful dimension to this program. Each chapter includes two song suggestions that correspond to the chapter theme. These songs can be purchased and downloaded online. For a complete list of all of the songs for the program, please visit the online resources for this program at www.smp.org/resourcecenter/books. Of course, you may also wish to add your own favorite hymns or songs such as those that are popular in your parish community.

Videos

Options for activities that incorporate fun and engaging videos are provided throughout the program. Settings with the necessary technology can utilize this additional media to further enliven learning. These video suggestions are also included on the family page in the children's activity booklets, so if they are not used within the formal learning environment, they can be enjoyed at home with the family. Quick links to the video resources that are referenced throughout this program are available as part of the online resources for this program at www.smp.org/resourcecenter/books.

Additional Support Information

Teaching with *The Catholic Children's Bible*

Go Seek Find is a unique sacrament-preparation program, as it immerses children directly in *The Catholic Children's Bible* and introduces key themes involved in sacrament preparation through Bible stories. This focus on Scripture builds important biblical literacy as it roots the themes of the sacraments in God's Word. It is important, therefore, that you are familiar with *The Catholic Children's Bible* in order to help children become comfortable and confident with its navigation and use. To this end, *The Catholic Children's Bible Leader Guide* was created. This invaluable resource will help you introduce *The Catholic Children's Bible* to children, as well as provide you with essential insights into how to help children read and understand Scripture. You can learn more about this helpful resource by contacting your local Saint Mary's Press representative or by visiting www.smp.org.

Home Guide

For those programs that encourage parents to become the key educators of sacrament preparation in the home, *Go Seek Find* offers a Home Guide. This guide presents the core content of *Go Seek Find* in a way that is adapted for teaching and learning in the home. Clear instructions, accessible language, and activities that work in a home setting are the focus of this guide, making sacrament preparation at home an easy, fun, and engaging possibility. This free resource is offered online at www.smp.org/resourcecenter/books.

Optional Yearlong Program

Some parishes and schools prefer to devote the entire year to preparation for the first reception of the Sacraments of Reconciliation and the Eucharist. *Go Seek Find* can be adapted to a yearlong program by adding appropriate seasonal and liturgical lessons presented in *The Catholic Children's Bible Leader Guide*. Chapter 10 of this leader guide offers thirteen Scripture-based lessons that include an opening prayer, the reading of a Featured Story, an activity, and a closing prayer, and can easily supplement the lessons in the *Go Seek Find* program.

Chapter 1

Featured Story

Every Baptized Person Is a Part of the Church
(1 Corinthians 12:12–27)

Lesson Goals

- to recognize that we are all an important part of the Church
- to identify the three Sacraments of Christian Initiation
- to name the Eucharist as the most important sacrament in the Church

Lesson at a Glance

Go (10 minutes)

Opening Prayer

Engage Activity

Seek (30 minutes)

Featured Story

Core Learning Activity

Find (20 minutes)

God's Treasure of the Eucharist

Lesson Wrap-Up

Closing Prayer

Materials Needed

- *The Catholic Children's Bible* and chapter 1 activity booklet
- different-colored 12-inch balloons, with two different body parts written on each one with marker
- materials for any of the optional activities you choose

Music Suggestions

- "We Are the Body of Christ" by Andrew Chinn (World Library Publications)
- "We Are One Body," by Monica's Joy Choir, Ed Archer conducting (GIA)

We Are Part of the Church



Background Focus

It is human to want to belong. We constantly look for reassurance among our family, friends, and interest groups (clubs, sports teams, and associations) that we are accepted, that we share a common goal with others, and that we are important contributors to something bigger than ourselves. This need to feel welcomed and part of something meaningful is felt at all ages.

Through our Baptism, we become an important part of a truly amazing community—the Church. We may find ourselves sometimes wondering what we have to contribute to the Church or if our presence really matters. But the Church relies on the fact that each and every individual member is an absolutely essential part of the ongoing mission and ministry of Jesus. We are all called to embrace an active and engaged role in spreading the Good News through word and deed. Simply put, the Church needs our unique gifts.

This chapter provides an opportunity to reflect on what it means to be a baptized member of such an important mission. As you lead the children in this reflection, allow yourself to consider what being part of the Catholic Church means to you and how you respond to the Church's call that says: "You are an important member of this community. You belong here."

Go (10 minutes)

Opening Prayer

- Invite the children to turn to page 1 of their chapter 1 activity booklets.
- Begin prayer by leading the children in the Sign of the Cross, then saying, "Let us remember we are in the holy presence of God." Allow about 10 seconds of silence.
- Read the prayer on page 1 of the activity booklet to the group. Invite all of the children to say "Amen," and then close with another Sign of the Cross. Have the children put their activity booklets away for now.