

# We Follow God

Psalm 23:1-6


## Prayer

○ Jesus, fill us with your love and allow us to show that love in our lives, with our families and friends, at our school, and in our communities. Bless us and protect us. Amen.



Help the shepherd guide his sheep to the green grass and pools of fresh water.

**Start**



**Finish**







# All Saints' Litany



**Leader:** Let us begin our prayer with the Sign of the Cross. . . . Let us remember that we are in the holy presence of God.

**Leader:** Each of us has gifts that we can use to serve God and other people. The saints show us many different ways of following God, our shepherd. We ask the saints to pray to God for us. Our response is: Pray for us.

**Reader 1:** Saint Peter, fisherman and Apostle of Jesus,

**All: Pray for us.**

**Reader 2:** Saint Mary, mother of Jesus,

**All: Pray for us.**

**Reader 3:** Saint Francis, follower of the Gospel,

**All: Pray for us.**

**Reader 4:** Saint Mother Teresa of Kolkata, loving servant of the poor,

**All: Pray for us.**

**Reader 5:** Saint Isidore, patron of farmers,

**All: Pray for us.**

**Reader 6:** Saint Catherine of Siena, teacher and Doctor of the Church,

**All: Pray for us.**

**Reader 7:** Saint Elizabeth Ann Seton, teacher of children,

**All: Pray for us.**

**Reader 8:** Saint Ignatius Loyola, who saw God in all things,

**All: Pray for us.**

**Reader 9:** All holy men, women, and children, models of faith,

**All: Pray for us.**

**Leader:** We ask this in the name of Jesus.

**All: Amen.**

# Family Page

## Background Reflection

On All Saints' Day, we honor all the saints of the Church, known and unknown. These people of great faith lived lives of holiness and can help us through their example and through their prayers for us.

God calls each of us to be a saint, whoever and wherever we are. This may seem to be a daunting prospect until we understand saints as normal people who struggled with many of the same things we do today. We often think of saints as always having perfect faith, but they were all human beings like us. They just grew to great faith and holiness by their reliance on and trust in God.

The saints knew God as the loving shepherd described in Psalm 23—the shepherd who loves, protects, and provides for us. This image reminds us too that if we ever feel weak or lost, God is always there to guide, care for, or carry us with his love and protection. May we ask the saints to pray that we may also follow the Good Shepherd, listen to his voice, trust in his care and love, and one day be called a saint ourselves.

## Family Activities

- Invite your child to share what he or she learned about the Scripture passage for this chapter. Then read the Featured Story on page 854 in *The Catholic Children's Bible* (Psalm 23:1–6) together to learn about God, our shepherd.
- Spend some time together searching online for the stories of various saints. Then create a "Twenty Questions" game, where one person thinks of a saint and the other player(s) ask up to twenty questions to see if they can guess the saint the first person is thinking of.
- Watch the video "All Saints Day for Kids" (YouTube, 1:26) together. Discuss how the saints are our heroes and great examples of faith.

## People of Faith


### All Saints

Early Christians celebrated the faith of martyrs on the anniversary of the day each one died. Later, Christians dedicated one day of the year to celebrate all the martyrs and all believers who lived holy lives. We still celebrate this feast as All Saints' Day on November 1.

### Prayer

*Pray this prayer together as a family, beginning and ending with the Sign of the Cross.*

O God, our shepherd, we give you thanks for all holy people. By their example and through their prayer may we become saints, showing your love and mercy to all we meet. Amen.





- in the presence of those who  
worship you  
I will offer the sacrifices I  
promised.
- 26** The poor will eat as much as  
they want;  
those who come to the LORD  
will praise him.  
May they prosper forever!
- 27** All nations will remember the  
LORD.  
From every part of the world  
they will turn to him;  
all races will worship him.
- 28** The LORD is king,  
and he rules the nations.
- 29** All proud people will bow down  
to him;  
all mortals will bow down  
before him.
- 30** Future generations will serve  
him;  
they will speak of the Lord to  
the coming generation.
- 31** People not yet born will be told:  
"The Lord saved his people."

### The LORD Our Shepherd

- 23** <sup>1</sup> The LORD is my shepherd;  
I have everything I need.
- 2** He lets me rest in fields of green  
grass  
and leads me to quiet pools of  
fresh water.
- 3** He gives me new strength.  
He guides me in the right paths,  
as he has promised.
- 4** Even if I go through the deepest  
darkness,  
I will not be afraid, LORD,  
for you are with me.  
Your shepherd's rod and staff  
protect me.

- 5** You prepare a banquet for me,  
where all my enemies can  
see me;  
you welcome me as an honored  
guest  
and fill my cup to the brim.
- 6** I know that your goodness and  
love will be with me all my  
life;  
and your house will be my  
home as long as I live.

### The Great King

- 24** <sup>1</sup> The world and all that is in it  
belong to the LORD;  
the earth and all who live on it  
are his.
- 2** He built it on the deep waters  
beneath the earth  
and laid its foundations in the  
ocean depths.
- 3** Who has the right to go up the  
LORD's hill?  
Who may enter his holy  
Temple?
- 4** Those who are pure in act and  
in thought,  
who do not worship idols  
or make false promises.
- 5** The LORD will bless them and  
save them;  
God will declare them  
innocent.
- 6** Such are the people who come  
to God,  
who come into the presence of  
the God of Jacob.
- 7** Fling wide the gates,  
open the ancient doors,  
and the great king will  
come in.
- 8** Who is this great king?

He is the LORD, strong and mighty,  
the LORD, victorious in battle.

- 9 Fling wide the gates,  
open the ancient doors,  
and the great king will come in.  
10 Who is this great king?  
The LORD Almighty—he is the  
great king!

### A Prayer for Guidance and Protection

- 25** <sup>1</sup> To you, O LORD, I offer my  
prayer;  
<sup>2</sup> in you, my God, I trust.  
Save me from the shame of  
defeat;  
don't let my enemies gloat  
over me!  
<sup>3</sup> Defeat does not come to those  
who trust in you,  
but to those who are quick to  
rebel against you.  
<sup>4</sup> Teach me your ways, O LORD;  
make them known to me.  
<sup>5</sup> Teach me to live according to  
your truth,  
for you are my God, who  
saves me.  
I always trust in you.  
<sup>6</sup> Remember, O LORD, your  
kindness and constant love  
which you have shown from  
long ago.  
<sup>7</sup> Forgive the sins and errors of my  
youth.  
In your constant love and  
goodness,  
remember me, LORD!  
<sup>8</sup> Because the LORD is righteous  
and good,

he teaches sinners the path  
they should follow.

- 9 He leads the humble in the right  
way  
and teaches them his will.  
10 With faithfulness and love he  
leads  
all who keep his covenant and  
obey his commands.  
11 Keep your promise, LORD, and  
forgive my sins,  
for they are many.  
12 Those who have reverence for  
the LORD  
will learn from him the path  
they should follow.  
13 They will always be prosperous,  
and their children will possess  
the land.  
14 The LORD is the friend of those  
who obey him  
and he affirms his covenant  
with them.  
15 I look to the LORD for help at all  
times,  
and he rescues me from  
danger.  
16 Turn to me, LORD, and be  
merciful to me,  
because I am lonely and  
weak.  
17 Relieve me of my worries  
and save me from all my  
troubles.  
18 Consider my distress and  
suffering  
and forgive all my sins.  
19 See how many enemies I have;  
see how much they hate me.  
20 Protect me and save me;  
keep me from defeat.  
I come to you for safety.



## God Is Our Shepherd Who Cares for Us



Psalms 23:1-6

**1** The LORD is my **shepherd**; I have everything I need. **2** He lets me rest in fields of green grass and leads me to quiet pools of fresh water. **3** He gives me new strength. He guides me in the right paths, as he has promised. **4** Even if I go through the deepest darkness, I will not be afraid, LORD, for you are with me. Your shepherd's **rod** and **staff** protect me. **5** You prepare a **banquet** for me, where all my enemies can see me; you welcome me as an honored guest and fill my cup to the brim. **6** I know that your goodness and love will be with me all my life; and your house will be my home as long as I live.

**shepherd** someone who takes care of sheep

**rod** short, heavy stick

**staff** hooked stick used to guide sheep

**banquet** a large meal or a feast





## Understand It!

You have probably never seen a shepherd. A shepherd guides sheep to food and water. He makes sure that the sheep stay away from cliffs and thorns. He protects them from wolves and other dangerous animals. At night the shepherd counts his sheep and finds any sheep that are missing.

A shepherd is a sheep's best friend because he keeps the sheep safe and cares for their needs. In this prayer from Psalm 23, we call God our shepherd because he is our guide and protector. He gives us food and everything we need. He shows us the right way to live. Wouldn't you agree that God is our best friend?

## Live It!

Draw a picture to remind you that God is your shepherd. First start by copying the words of Psalm 23:1 at the top of a sheet of paper. Then draw a shepherd. Color in green grass and a blue stream of water. Draw sheep around the shepherd. You might draw one sheep for each member of your family. Pray the words on the poster when you are feeling afraid or alone.

STORY  
Psalm 23

## Tell It!



1



2



3



4

Using the pictures above, retell this reading in your own words.






# All Saints' Day



# We Follow God





## Chapter at a Glance

### Scripture Focus

Psalms 23:1–6

### Chapter Goals

- to define the Feast of All Saints as the day we honor all the saints in Heaven
- to identify the saints as those people who followed God closely in their lives
- to state that we too can become saints if we follow God our shepherd

### Catechism References

956, 1195, 2013, 2030

### Key Words

*shepherd, rod, staff, banquet*

### Music Suggestions

- “Psalm 23,” by Songtime Kids (Spring Hill Music Group)
- “When the Saints Go Marching In,” by Kidsongs (Kidsongs Video Music)

### Background Reflection

On All Saints’ Day, we honor all the saints of the Church, known and unknown. These people of great faith lived lives of holiness and can help us through their example and through their prayers for us.

God calls each of us to be a saint, whoever and wherever we are. This may seem to be a daunting prospect until we understand saints as normal people who struggled with many of the same things we do today. We often think of saints as always having perfect faith, but they were all human beings like us. They just grew to great faith and holiness by their reliance on and trust in God.

The saints knew God as the loving shepherd described in Psalm 23—the shepherd who loves, protects, and provides for us. This image reminds us too that if we ever feel weak or lost, God is always there to guide, care for, or carry us with his love and protection. May we ask the saints to pray that we may also follow the Good Shepherd, listen to his voice, trust in his care and love, and one day be called saints ourselves.





## Day 1—Get Ready!

### Materials Needed

- *The Catholic Children's Bible* and All Saints' Day activity booklet
- extra bookmarks for children who need replacements

### Opening

- Invite the children to turn to page 1 of the All Saints' Day activity booklet.
- Begin prayer by leading the children in the Sign of the Cross. Then say, "Let us remember that we are in the holy presence of God." Allow about 10 seconds of silence.
- Read aloud the prayer on page 1 of the activity booklet. Invite the children to say "Amen," and then close with another Sign of the Cross.
- Encourage the children to look at the image on the front of the activity booklet. Invite them to share what they see and to predict what the chapter might be about. Read the chapter title, or invite a volunteer to read it.

### Engage Activity

- Invite the children to share what a hero is. Then invite them to list some of the heroes they have and why. Explain that we all have heroes we look up to.
- Tell the group that we have heroes in the Church. Ask the children if they know what we call the heroes in our Church (*saints*). Point out that the saints often did really brave things and lived very good and holy lives.
- Explain to the children that all of us are called to become saints. Tell them that we are all called to live faithful lives, living as Jesus taught us to live.
- Tell the children that in this chapter's Scripture we learn how much God cares for us and watches over us, like a good shepherd who takes care of his sheep, as we learn to be saints, or holy people.

### Bible Background

- Tell the children that the Scripture passage for this chapter comes from the Book of Psalms. Invite the children to turn to page 15 in *The Catholic Children's Bible* and find "Psalms" on the bookshelf. Ask them to share whether the book is found in the Old or the New Testament (*Old Testament*). Invite them to note the color of the book and that this book is part of a collection of books called the Wisdom Books. Encourage them to find this color on the bottom pages of the Bible to get a general sense for where these books are found.
- Help the children to use the table of contents to find the first page of Psalms (page 836). If there is time, read, or have a volunteer read, the introduction to the book if it hasn't yet been read to the group.
- Invite the children to find Psalm 23:1–6 (page 852). Point out the green leaf at the beginning and end of the passage.

- Have the children turn to the Featured Story on page 854. Explain that the green leaves on this page mark that this is the same Scripture passage found on page 852. Point out that the Scripture citation of the Featured Story matches the citation on the front of the activity booklet.
- Invite the children to place their bookmarks in these pages, and explain that you will read this Scripture on day 2 to discover what it says.

## Closing Prayer

- Close the day by leading the children in the Sign of the Cross and a brief, spontaneous prayer or by playing one of the music suggestions for the chapter.



## Day 2—Dive In!

### Materials Needed

- *The Catholic Children's Bible* and the All Saints' Day activity booklet


### Opening

- Begin prayer by leading the children in the Sign of the Cross. Then say, "Let us remember that we are in the holy presence of God." Allow about 10 seconds of silence.
- Close with another Sign of the Cross.

### Scripture Focus

- Invite the children to use their bookmarks to return to pages 854–855 in *The Catholic Children's Bible*. Ask them to look at the artwork and share what they see.
- Read the Scripture passage to the children. Then ask the children several questions to check for comprehension, such as the following:
  - How does the shepherd take care of his sheep? (*by leading them to food, water, and safety*)
  - What does he help them with? (*keeping danger away, protecting them*)

- How does God act like a good shepherd? (*by guiding us and providing us with all we need*)
- How does God protect us? (*Accept all reasonable responses, such as by surrounding us with friends and family, teachers, and helpers, and by always listening to our prayers.*)
- Have the children turn to the activity on page 2 of the activity booklet and complete it. *Solution:*



### Understand It!

- Read aloud the Understand It! on page 855, or have a volunteer read it.
- Invite the children to summarize what they just heard, asking them key questions about the reading to check for comprehension.
- Review some of the key points with them:
  - A shepherd takes care of his sheep by guiding them to food and water.
  - He protects them from dangers like cliffs, thorns, and wolves and other dangerous animals.
  - He counts his sheep at night to make sure none of them is missing.
  - We call God our shepherd because he guides us, protects us, and gives us all we need to live.

### Live It!

- Read aloud the Live It! on page 855, or have a volunteer read it.
- Tell the children that they will not be doing this activity during this chapter, but that they should complete it at home.
- Ask the children to share where they might put their posters, once they are complete, to remind themselves and their family that God is our shepherd who guides us and cares for us.



### Tell It!

- Ask the children to look at the images in the Tell It! on page 855.
- Invite one or two volunteers to retell the Scripture story by looking at the images. (*Image 1 shows a shepherd watching the sheep eating grass by a stream. Image 2 shows the shepherd using his staff to guide the sheep on the path. Image 3 shows the shepherd leading the sheep through darkness and rain. Image 4 shows a banquet that shows us how welcome God want us to feel.*)

### Closing Prayer

- Close the day by leading the children in the Sign of the Cross and an appropriate prayer from pages 1990–1995 of *The Catholic Children's Bible*.



## Day 3—Discover!

### Materials Needed

- the All Saints' Day activity booklet
- a computer with internet access
- a computer projector
- small plastic baggies, one for each child
- key rings, one for each child
- colored pony beads (white, green, blue, red, gray, black, brown, gold), one set for each child
- small jingle bells, one for each child,
- 18- to 24-inch lengths of plastic lanyard or elastic cord, one for each child
- copies of Psalm 23 and the color bead code, one for each child
- a pair of scissors
- a sample completed key chain
- a board or poster to write on
- materials for any of the additional activities you choose

### Opening

- Begin prayer by leading the children in the Sign of the Cross. Then say, "Let us remember that we are in the holy presence of God." Allow about 10 seconds of silence.
- Close with another Sign of the Cross.

## Core Learning Activity (Craft)

### Good Shepherd Beaded Key Chain

- Prepare ahead of time a plastic baggie with eight beads (one of each color), a small jingle bell, and an 18- to 24-inch length of plastic lanyard or elastic cord, one for each child.
- Prepare for each child a preprinted copy of Psalm 23, with a list of the bead colors and the bell and what they represent:
  - White: shepherd
  - Green: green grass
  - Blue: quiet pools of fresh water
  - Red: strength that the shepherd gives
  - Gray: right paths
  - Black: deepest darkness
  - Brown: shepherd's rod and staff
  - Gold: goodness and love of God
  - Jingle bell: joy that God is our shepherd
- Show the video "Custom Keychains," published by Artists Serving Others (YouTube, 5:31), for a simple beading tutorial in preparation for making the key chains with the group.
- Distribute the plastic baggies, the key rings, and the copies of Psalm 23.
- Explain to the children that they will be making a beaded key chain to remind them that God the shepherd is always guiding them.
- Explain that each bead represents a part of the psalm.
- Show the children how to string the bell on the string. Then have them fold the cord in half so the bell falls to the middle and the ends meet.
- Help the children tie a single knot to hold the bell in place. The bell marks the bottom of the beaded key chain.
- Show the group how to hold the two ends together and put the rest of the beads onto the doubled cord, starting with the gold, in the reverse order of the psalm.
- Instruct the children to tie a few knots to secure the beads in place after they have put all the beads on.
- Show the children how to tie the key ring to the cord and tie a couple of knots around it. Help them trim the excess string.

### Process the Activity

- Invite a volunteer to read the psalm slowly, and invite the children to hold the color bead that relates to the part of the Scripture that is being read. You might wish to call the colors out to help the children know which bead to hold at what time.
- Tell them that this key chain can help them remember that God is their shepherd. Point out that this can be particularly helpful when they are feeling "lost" or experiencing "deep darkness" like sadness, fear, or worry.
- Encourage the children to remember the first verse and use it as a prayer.

### Additional Activity Options

If the core activity would not work for your group for any reason, you may choose to use any of the additional activities on pages 332–333 in its place.

### Core Teaching

- Remind the children that they started the chapter by talking about heroes we have in the Church. Ask them if they remember what we call these heroes (*saints*) and who these people were. Highlight that saints are people who have lived good lives, following God and helping others.
- Invite the children to share the names and stories of any saints they are familiar with. Provide some prompts to see if they can guess well-known saints, such as Saint Francis, Saint Joseph, Mary, and Saint Peter. If your school is named after a saint, have some information about that saint you can offer to the children.
- Tell the group that saints love God because they know God provides for them and cares for them like a shepherd. Point out that we too can become saints if we follow God our shepherd.
- Explain that we can look up to the saints, like other heroes, and use their lives as examples for our own. Note that saints' lives show us how to be good people, how to help others, how to pray, and how to love God. Tell the children that in doing these things, we can one day become saints as well. Point out that God wants all of us to be saints.
- Explain to the children that we can always ask the saints to pray for us. Tell them that we can pray to specific saints by name or we can ask all the saints, together, to pray that we can be happy, healthy, and faithful.
- Tell the children that we celebrate the saints in a special way on All Saints' Day. Explain that the Feast of All Saints is November 1, the day the Church honors all saints, even those we don't know by name.
- Ask the children some questions to check for comprehension, such as the following:
  - Why is it important to remember saints? (*They are an example for us. They show us how to be good people, how to help others, how to pray, and how to love God.*)
  - When do we celebrate the Feast of All Saints? (*November 1*)
  - Do we remember only famous saints on All Saints' Day? (*No, we remember even those we don't know by name. We remember all good and holy people who are with God.*)

### Closing Prayer

- Close the day by reading aloud the prayer on page 1 of the activity booklet, or have a volunteer read it. Invite the children to say "Amen," and then close with another Sign of the Cross.





## Day 4—Go!

### Materials Needed

- *The Catholic Children's Bible* and the All Saints' Day activity booklet
- a board or poster to write on
- copies of the handout "All Saints' Day Review," one for each child
- saints' pictures or medals for prayer table
- an image of the Good Shepherd for the prayer space
- the children's key chains from day 4

### Opening

- Begin prayer by leading the children in the Sign of the Cross. Then say, "Let us remember that we are in the holy presence of God." Allow about 10 seconds of silence.
- Close with another Sign of the Cross.

### Review

- Invite the children to think back over all the different things they did in this chapter, and invite volunteers to share some of the key things they learned.
- Take time to get input from the group, and write their answers on the board.
- Ensure that the following points are made, write them on the board, and circle them:
  - The Feast of All Saints is the day when we honor all the saints in Heaven.
  - The saints are people who followed God closely in their lives.
  - We too can become saints if we follow God our shepherd.
- Give each child a copy of the handout "All Saints' Day Review" if you would like to incorporate an assessment on day 4. After allowing time for completion, correct the handout together, going over any answers that need reinforcement. Invite the children to correct any items they may have answered incorrectly. *Answers: banquet, 2. hero, 3. staff, 4. rod, 5. saint, 6. True, 7. True, 8. True, 9. True, 10. False*

**Note:** The handout "All Saints' Day Review" can be found at the end of this chapter or accessed online at [www.smp.org/discover\\_grade3\\_school](http://www.smp.org/discover_grade3_school).

**All Saints' Day Review**

Read the words in the box. Choose the correct word to complete each sentence below. Write it on the line.

hero    rod    staff    banquet    saint

- A \_\_\_\_\_ is a large meal or feast.
- A \_\_\_\_\_ is a \_\_\_\_\_ we have in the Church.
- A \_\_\_\_\_ is a hooked stick used to guide sheep.
- A \_\_\_\_\_ is a short, heavy stick.
- A \_\_\_\_\_ is someone who followed God closely in his or her life.

Read the sentences below. If the statement is true, write True on the line. If the statement is false, write False on the line.

- Saints are people who have followed God and helped others. \_\_\_\_\_
- On All Saints' Day, we honor all the saints in Heaven. \_\_\_\_\_
- God provides for us and cares for us like a shepherd cares for sheep. \_\_\_\_\_
- If we follow God, our shepherd, we can become saints. \_\_\_\_\_
- On All Saints' Day, we do not honor saints if we do not know their names. \_\_\_\_\_

© 2005 Saint Mary's Press  
Catholic Training Staff Inc. All Saints' Day, Grade 3

### Chapter Wrap-Up

- Have the children turn to page 4 of the activity booklet. Read the "People of Faith" section aloud. Lead the children in saying, "All the saints of God, pray for us." Assure them that they can ask for the saints' help at any time.
- Encourage the children to remind their parents to read through the family page on the back of the activity booklet.



## Short Closing Prayer (optional)

**Note:** Use this prayer if you do not intend to use the longer prayer service on page 331 to close this lesson.

- Begin prayer by leading the group in the Sign of the Cross, and saying, “Let us remember that we are in the holy presence of God,” followed by a few seconds of silence.
- Invite the children to turn to page 1995 in *The Catholic Children’s Bible*. Explain that this prayer is the prayer of a saint. Explain that by praying in the same way as Saint Francis did, we can learn about his goodness and seek to be the same in our lives.
- Pray the prayer, either by reading it for the group or reading it together.
- Close with a final Sign of the Cross.




## Day 5—Discover More! (optional)

The following suggestions can be used alone or in some combination to create an additional lesson for day 5. Choose the suggestions that best fit in with your particular schedule or any specific objectives you might have.

### Journal or Artistic Reflection

Invite the children to use a journal to write about the key learnings from the chapter. Encourage them to recall the things they found most interesting or helpful and what they might do differently because of what they learned. Alternatively, you might encourage the children to share their significant learnings through art, skits, or other forms of creative expression.



### We Know and Live Our Faith

The following articles and activities in the *We Know and Live Our Faith* resource correspond to concepts introduced in this chapter:

- “The Church Has Two Parts,” page 12
- “The Communion of Saints” + activity, pages 13–14
- “Saints and the Church Year” + activity, pages 30–32
- “The Prayer of Intercession” + activity, pages 56–57

Read the selections aloud, or invite a volunteer to read. Check for understanding by asking several questions. You may want to summarize the key concepts for the children. Invite the children to begin the activities, or have them complete the activities with their families at home.

## Activity Options

Use any of the additional activities on pages 332–333 not used during any of the lessons to reinforce the core learning goals of the chapter.

## Review and Chapter Wrap-Up

If you have a full class period for day 5, you could consider using day 4 to incorporate one of the additional activities on pages 332–333 or the *We Know and Live Our Faith* resource to reinforce the core concepts of the chapter. Then day 5 can include the verbal recall of the key learnings of the chapter, the “All Saints’ Day Review,” and the chapter wrap-up.

## Liturgical Readings

Read through the Gospel (or all of the readings) for the upcoming Sunday liturgy—a list of readings can be found by using the calendar on the USCCB website ([www.usccb.org](http://www.usccb.org))—and invite the children to share what they hear as the message. You do not need to provide lengthy background or explanation of the reading(s) or look for specific answers. Rather, encourage the children to open their ears and hearts to what the reading(s) might be saying to them and use this as a time of preparation for Sunday liturgy.

# Prayer Service

## All Saints' Litany

Prepare a focal point or prayer table with a picture or statue of the Good Shepherd, and as many pictures or medals of the saints in this litany as you can find. Place the saints' pictures and medals around the picture of the Good Shepherd. Choose a reader for each saint in the litany, and choose a helper for each saint, asking that child to hold up the picture or medal of the saint as that saint's name is read.

**Leader:** Let us begin our prayer with the Sign of the Cross. *(All make Sign of the Cross.)* Let us remember that we are in the holy presence of God. *(Allow about 10 seconds of silence.)*

**Leader:** Each of us has gifts that we can use to serve God and other people. The saints show us many different ways of following God, our shepherd. We ask the saints to pray to God for us. Our response is: Pray for us.

**Reader 1:** Saint Peter, fisherman and Apostle of Jesus,

**All: Pray for us.**

**Reader 2:** Saint Mary, Mother of Jesus,

**All: Pray for us.**

**Reader 3:** Saint Francis, follower of the Gospel,

**All: Pray for us.**

**Reader 4:** Saint Mother Teresa of Kolkata, loving servant of the poor,

**All: Pray for us.**

**Reader 5:** Saint Isidore, patron of farmers,

**All: Pray for us.**

**Reader 6:** Saint Catherine of Siena, teacher and Doctor of the Church,

**All: Pray for us.**

**Reader 7:** Saint Elizabeth Ann Seton, teacher of children,

**All: Pray for us.**

**Reader 8:** Saint Ignatius Loyola, who saw God in all things,

**All: Pray for us.**

**Reader 9:** All holy men, women, and children, models of faith,

**All: Pray for us.**

*Add your school saint and other favorite saints. Ask the children to add the names of their patron saints or other saints they know. After each name, lead the group in responding, "Pray for us."*

**Leader:** We ask this in the name of Jesus. Amen.

*Play and sing "When the Saints Go Marching In" or another appropriate song about the saints. Invite the children to march around the room and to shake their key chains in celebration during the song. End the prayer with the Sign of the Cross.*



## Additional Activities

### Materials Needed

- a board or poster to write on
- 8½-x-11-inch sheets of medium grade sandpaper, one for each child
- crayons
- one or two blow dryers
- one or two adult helpers

### Sandpaper Art (15 minutes)

- Give each child a piece of sandpaper and crayons. Draw a sample of a shepherd's staff on the board that the children can use to copy onto their sandpaper. Tell them that it should be big enough to fill the sandpaper.
- Tell the children that they should press down while they draw so the colors will be brighter.
- Invite the children to draw the following symbols on the staff:
  - a white sheep
  - green grass
  - a blue pond
  - a red heart
- Have them color in the rest of the staff with other colors and print the citation "Psalm 23:1–3" on the bottom of their paper.
- Invite the children to take their completed coloring to you or an adult helper. Ask this person to lightly melt the crayon marks with a blow dryer to give a stained glass or painted look.
- Lay the artwork in a safe place to dry, cool, and harden. Recall with the children that these are like stained-glass windows. Tell the children that the stained-glass windows in church show us stories about the Bible, the saints, and the life of Jesus.

### Materials Needed

- large marshmallows
- an edible ink marker
- stick pretzels
- small plastic baggies

### Marshmallow Sheep (15 minutes)

- Check for any food allergies before using this activity. If any of the children have allergies, select another activity.
- Explain to the children that today they are going to make sheep out of some edible items. Distribute two marshmallows and a handful of stick pretzels to each child. These break easily so it is best to give the children extras.
- Show the children how to push the stick pretzels into the marshmallows to become the legs. Tell them that they should use one or two more to attach the head (one marshmallow) to the body (the second marshmallow).
- Use an edible ink marker from a craft or cooking store to mark the eyes and a nose on each sheep.
- Tell the children that these sheep remind us that we follow God, our shepherd, who is always watching us, guiding us, and taking care of us.
- Distribute baggies so the children can take their sheep home. Invite them to tell their family about the Scripture passage they read today.

**Materials Needed**

- a computer with internet access
- a computer projector

**Saint Francis (15 minutes)**

- Watch the video “A Day in the Life of St. Francis” (YouTube, 3:52). Make sure to watch it until the very end.
- Invite the children to share what they saw in the video. Ask them to share what Francis did in the video and how he helped other people.
- Watch the video a second time and see what new things the children notice. Invite them to share their favorite parts.
- Point out the line, “What people need most is to see an example.” Explain to the children that Saint Francis is known for encouraging people to live their faith by doing good things for others.
- Invite the children to brainstorm things they could do today that would show their faith through actions. Encourage them to select one or two things and do them during the next week.



# All Saints' Day Review

Read the words in the box. Choose the correct word to complete each sentence below. Write it on the line.

hero

rod

staff

banquet

saint

1. A \_\_\_\_\_ is a large meal or feast.
2. A saint is a \_\_\_\_\_ we have in the Church.
3. A \_\_\_\_\_ is a hooked stick used to guide sheep.
4. A \_\_\_\_\_ is a short, heavy stick.
5. A \_\_\_\_\_ is someone who followed God closely in his or her life.

Read the sentences below. If the statement is true, write *True* on the line. If the statement is false, write *False* on the line.

6. Saints are people who have followed God and helped others. \_\_\_\_\_
7. On All Saints' Day, we honor all the saints in Heaven. \_\_\_\_\_
8. God provides for us and cares for us like a shepherd cares for sheep. \_\_\_\_\_
9. If we follow God, our shepherd, we can become saints. \_\_\_\_\_
10. On All Saints' Day, we do not honor saints if we do not know their names. \_\_\_\_\_





# Discover!

Finding Faith in Life

## We Follow God

Scripture Focus: Psalm 23:1–6

### Lesson Goals

- to define the Feast of All Saints as the day we honor all the saints in Heaven
- to identify the saints as those people who followed God closely in their lives
- to state that we too can become saints if we follow God our shepherd

### Parent Preview

- Review the Featured Story on page 854 of *The Catholic Children's Bible* (Psalm 23:1–6).
- Read the Background Reflection on page 4 of the All Saints' Day activity booklet.
- Review this home guide chapter.

### Get Ready! (10 minutes)

**Pray** the prayer on page 1 of the All Saints' Day activity booklet.

**Invite** your child to think of someone she or he considers a personal hero. Discuss why that person is a hero. Point out that the Church's heroes are called saints.

**Tell** your child that today's lesson explores how much God cares for us and watches over us as we learn to be saints, or holy people.

### Dive In! (20 minutes)

**Read** the Featured Story on page 854 of *The Catholic Children's Bible* (Psalm 23:1–6).

**Ask** your child these questions:

- How does a shepherd take care of sheep?  
(by leading them to food, water, and safety; by keeping danger away, protecting them)
- How does God act like a good shepherd?  
(by guiding us and providing us with all we need)
- How does God protect us? (Accept all reasonable responses.)

**Read** the Understand It!, Live It!, and Tell It! sections on page 855 of *The Catholic Children's Bible*.

**Invite** your child to complete the activity on page 2 of the All Saints' Day activity booklet. Answers: See solution on the third page of this home guide chapter.

### Discover! (20 minutes)

**Read** the article on the second page of this home guide chapter. Review the key word, and ask the review questions.

### Go! (10 minutes)

**Choose** one of the Family Activities on page 4 of the All Saints' Day activity booklet to complete this week.

**Conclude** by praying the Family Prayer on page 4 of the All Saints' Day activity booklet, or use the prayer service on page 3 of the activity booklet. Consider creating a prayer space with pictures of your family's patron saints. Take turns reading the "Reader" parts with your child, as you both respond, "Pray for us," or invite other family members to participate.







# Heroes of the Church

Perhaps you have seen movies about superheroes who use amazing powers to help people. Did you know that the Church has heroes, too? We call our heroes **saints**.

Saints are holy people who have lived good lives, following God and helping others. The saints love God because he provides for us and cares for us like a shepherd—just as today's reading describes. We can also become saints, or holy people, if we follow God as our shepherd.

Just like we look up to superheroes, we can also look up to the saints and use their lives as examples to follow. The saints show us how to be good people: how to help others, how to pray, and how to love

God. By doing these things, we can one day become saints as well. God wants us all to become saints!

We can always ask the saints to pray for us. We can pray to specific saints by name, or we can ask all the saints, together, to ask God to help us be happy, healthy, and faithful. We celebrate the saints in a special way—even those whose names we don't know—on All Saints' Day, which we celebrate every November 1. On this Feast of All Saints, we remember all good and holy people who now live with God in Heaven.

Who is your patron saint? Talk to your saint today, and ask him or her to pray for you and guide you as you work to become a hero of the Church.

## Key Word

**saints** Holy people who have lived good lives, following God and helping others.

## We Know and Live Our Faith

The following articles and activities in the *We Know and Live Our Faith* resource correspond to the concepts introduced in this lesson:

- "The Church Has Two Parts," page 12
- "The Communion of Saints" + activity, pages 13–14
- "Saints and the Church Year" + activity, pages 30–32
- "The Prayer of Intercession" + activity, pages 56–57

If you have additional time, read the selections together, and invite your child to complete the activities.

## Review

1. Why is it important to remember saints?
2. When do we celebrate the Feast of All Saints?
3. Do we remember only famous saints on All Saints' Day?

Turn this page upside down to check your answers!

1. They are an example for us. They show us how to be good people, how to help others, how to pray, and how to love God. 2. November 1. 3. No, we remember even those we don't know by name. We remember all good and holy people who are with God.





# Página para la familia

Día de Todos los Santos

## Reflexión

En el Día de Todos los Santos, honramos a los santos de la Iglesia, conocidos y desconocidos. Estas personas de mucha fe vivieron vidas santas y pueden ayudarnos con su ejemplo y a través de sus oraciones por nosotros.

Dios nos llama a cada uno a ser un santo, seamos quienes seamos y estemos donde estemos. Esto podría parecer una tarea intimidatoria hasta que entendemos a los santos como personas normales que lucharon con las mismas dificultades que enfrentamos hoy. A menudo pensamos en los santos como personas con una fe perfecta, pero todos fueron seres humanos como nosotros. Simplemente crecieron hasta tener una gran fe y santidad por su dependencia y confianza en Dios.

Los santos conocían a Dios como el amado pastor que describe el Salmo 23, el pastor que nos ama, nos protege y provee. Esta imagen nos recuerda también que, si alguna vez nos sentimos débiles o perdidos, Dios está siempre allí para guiarnos, cuidarnos o llevarnos a su amor y protección. Podemos pedirles a los santos que recen para que nosotros también podamos seguir al Buen Pastor, escuchar su voz, confiar en su cuidado y amor y un día ser nosotros también santos.

## Actividades para la familia

- Invite a que su niño comparta lo que conoce o aprendió sobre el pasaje de las Sagradas Escrituras de la lección de hoy. Lean juntos la historia principal de la página 810 en *La Biblia católica para niños* (Salmos 23:1-6) para aprender sobre Dios, nuestro pastor.
- Busquen juntos en línea la historia de algunos santos. Luego, preparen un juego de las «veinte preguntas», donde una persona piensa en un santo y la otra hace hasta veinte preguntas para ver si pueden adivinar el santo en el que piensa la primera persona.
- Miren juntos el video «All Saints Day for Kids» (YouTube, 1:26). Conversen sobre cómo los santos son nuestros héroes y grandes ejemplos de fe.

## Personas de fe

### Todos los Santos

Los primeros cristianos celebraban la fe de los mártires en el aniversario de la muerte de cada uno. Luego, los cristianos dedicaron un día del año para celebrar a todos los mártires y a todos los creyentes que vivieron vidas santas. Todavía celebramos esta fiesta como el Día de Todos los Santos el 1.º de noviembre.

### Oración

*Recen juntos como familia esta oración, comenzando y terminando con la Señal de la Cruz.*

Oh Dios, nuestro pastor, te damos gracias por toda la gente santa. Por su ejemplo y a través de sus oraciones que nosotros podamos convertirnos en santos, mostrando tu amor y misericordia a todas las personas que conocemos. Amén.

